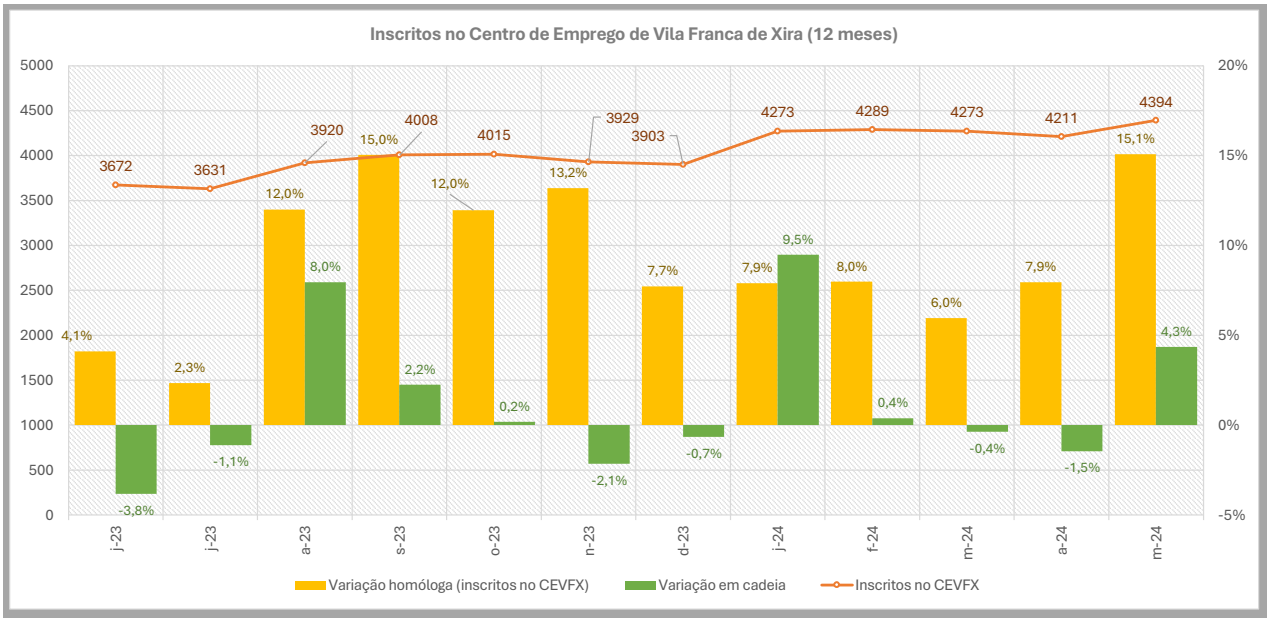
Inscritos no Centro de Emprego de Vila Franca de Xira (12 meses)
5000
4500
4000
3500
3000
2500
2000
1500
1000
500
0
20%
15%
10%
5%
0%
-5%
3672
3631
3920
4008
4015
3929
3903
4273
4289
4273
4211
4394
4,1%
-3,8%
2,3%
-1,1%
12,0%
8,0%
15,0%
2,2%
12,0%
0,2%
13,2%
-2,1%
7,7%
-0,7%
7,9%
9,5%
8,0%
0,4%
6,0%
-0,4%
7,9%
-1,5%
15,1%
4,3%
j-23
j-23
a-23
s-23
o-23
n-23
d-23
j-24
f-24
m-24
a-24
m-24
Variação homóloga (inscritos no CEVFX)
Variação em cadeia
Inscritos no CEVFX

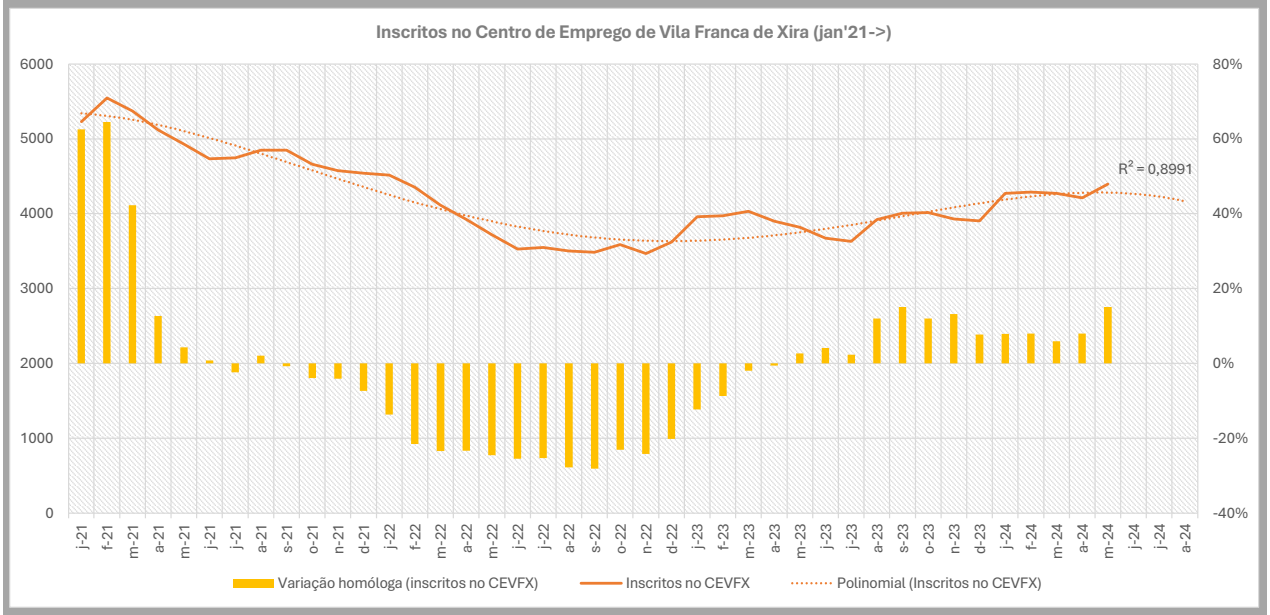
Inscritos no Centro de Emprego de Vila Franca de Xira (jan'21->)
6000
5000
4000
3000
2000
1000
0
80%
60%
40%
20%
0%
-20%
-40%
R² = 0,8991
j-21
f-21
m-21
a-21
m-21
j-21
j-21
a-21
s-21
o-21
n-21
d-21
j-22
f-22
m-22
a-22
m-22
j-22
j-22
a-22
s-22
o-22
n-22
d-22
j-23
f-23
m-23
a-23
m-23
j-23
j-23
a-23
s-23
o-23
n-23
d-23
j-24
f-24
m-24
a-24
m-24
j-24
j-24
a-24
Variação homóloga (inscritos no CEVFX)
Inscritos no CEVFX
Polinomial (Inscritos no CEVFX)

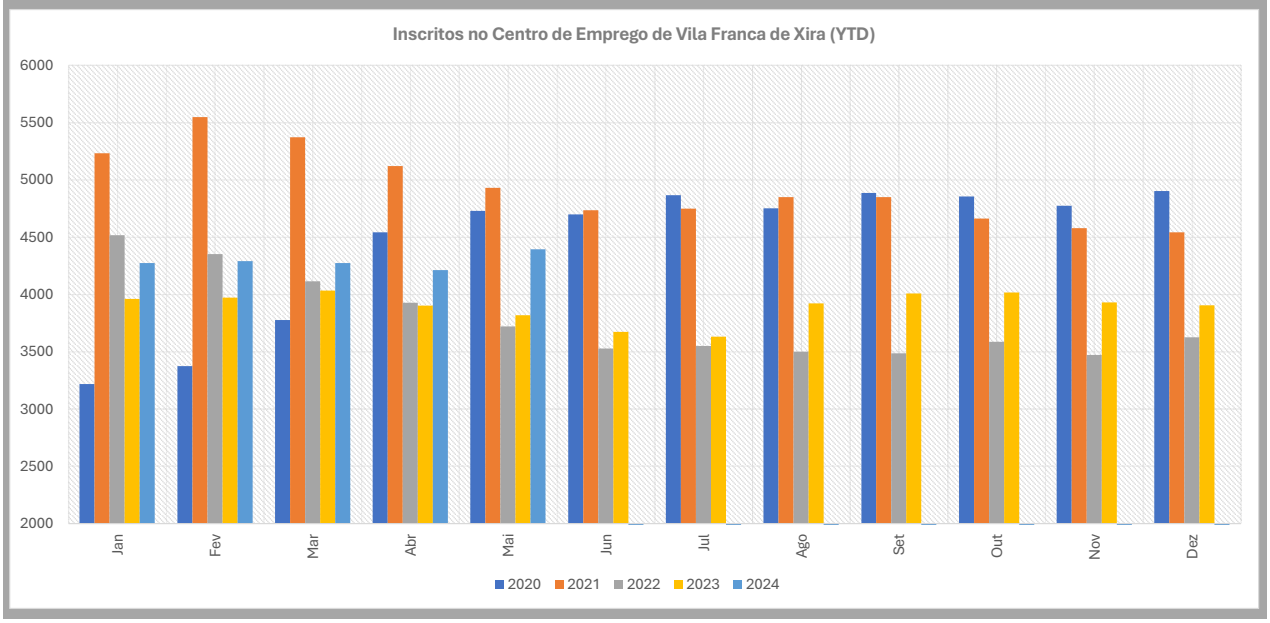
Inscritos no Centro de Emprego de Vila Franca de Xira (YTD)
6000
5500
5000
4500
4000
3500
3000
2500
2000
Jan
Fev
Mar
Abr
Mai
Jun
Jul
Ago
Set
Out
Nov
Dez
2020
2021
2022
2023
2024